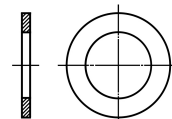


## PN-M-82005

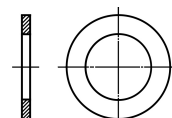


Orientacyjna masa 1000 sztuk podkładek w kg \*  
 Average weight 1000 pieces washers in kg \*

M3	M4	M5	M6	M8	M10	M12	M14	M16	M18	M20	M22	M24
0,119	0,309	0,443	1,13	2,15	4,08	6,27	8,61	11,3	14,7	17,1	18,3	32,3

M27	M30	M33	M36	M39	M42	M45	M48	M52	M56	M60	M64	M68
42,3	53,6	75,3	92,0	132	182	220	294	329	424	457	491	585

## DIN 125

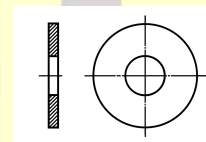


Orientacyjna masa 1000 sztuk podkładek w kg \*  
 Average weight 1000 pieces washers in kg \*

M3	M4	M5	M6	M8	M10	M12	M14	M16	M18	M20	M22	M24
0,119	0,308	0,443	1,02	1,83	3,57	6,27	8,62	11,3	14,7	17,2	18,3	32,3

M27	M30	M33	M36	M39	M42	M45	M48	M52	M56	M60	M64	M68
42,3	53,6	75,3	92,1	133	183	220	294	330	425	458	492	586

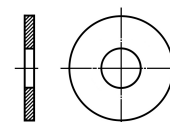
## PN-M-82030



Orientacyjna masa 1000 sztuk podkładek w kg \*  
 Average weight 1000 pieces washers in kg \*

M4	M5	M6	M8	M10	M12	M14	M16	M18	M20	M22	M24	M27	M30
0,92	1,53	2,60	5,07	12,45	18,25	30,50	43,40	53,40	69,70	87,50	133,0	152,0	198,5

## DIN 9021



Orientacyjna masa 1000 sztuk podkładek w kg \*  
 Average weight 1000 pieces washers in kg \*

M4	M5	M6	M8	M10	M12	M14	M16	M18	M20	M24	M30	M36
0,774	1,46	2,79	6,23	12,2	22,2	31,6	40,9	67,4	76,8	139	273	522